

EXHAUST OUTLET
DIA. 4"(102) X 2"(51) LONG

ELECTRICAL HARNESS
RECEPTACLE

OIL GAUGE MAY BE USED
ON EITHER SIDE OF ENGINE

(-) BATTERY TERMINAL
CONNECTION

(+) BATTERY TERMINAL
CONNECTION

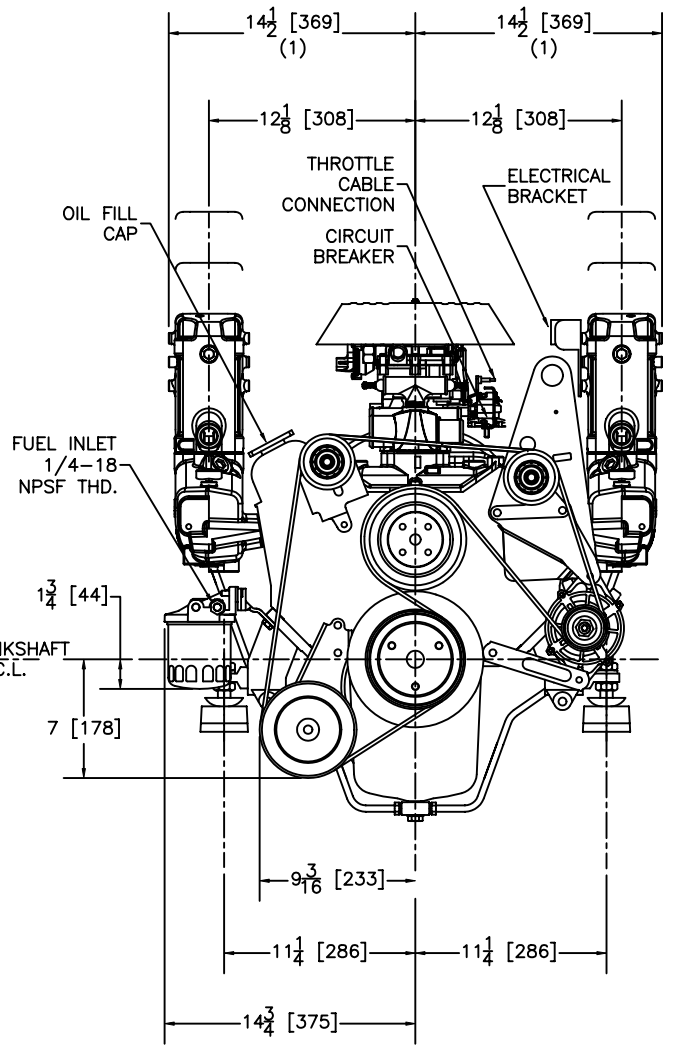
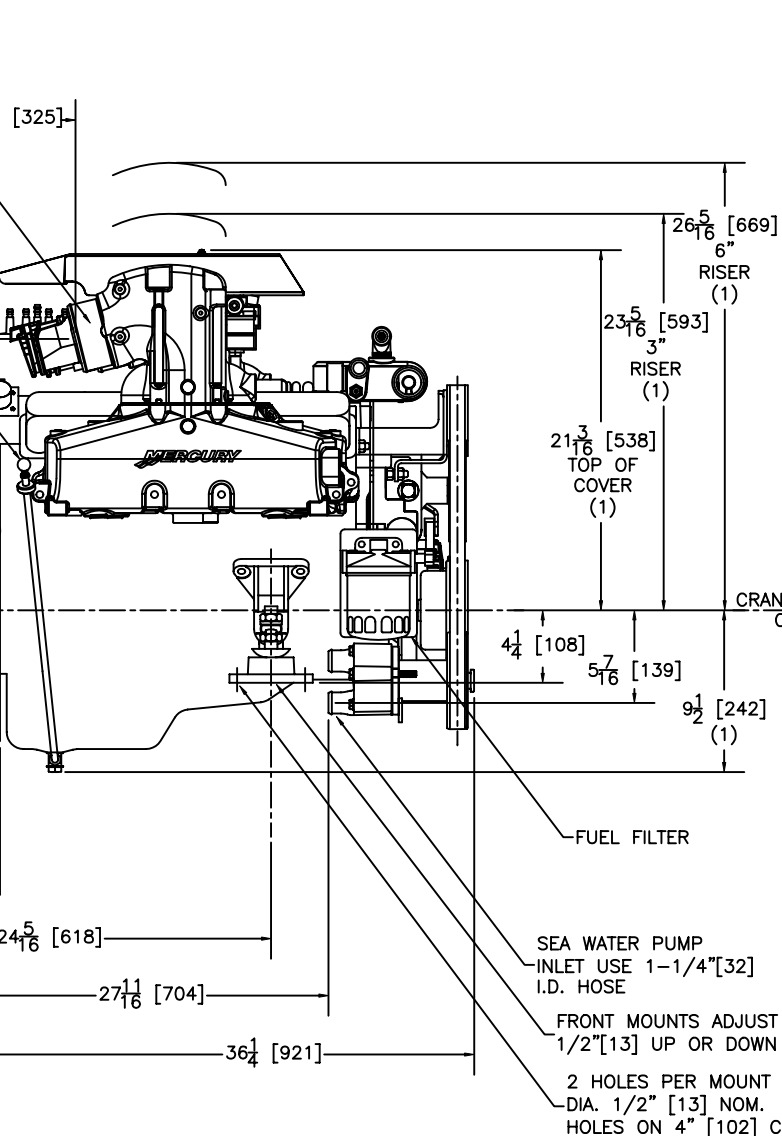
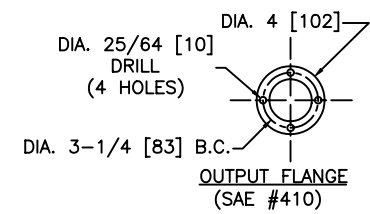
15 ¹⁵/₁₆ [406]

10 [253]

SHIFT
CABLE
CONNECTION

1 ¹/₂ [39]

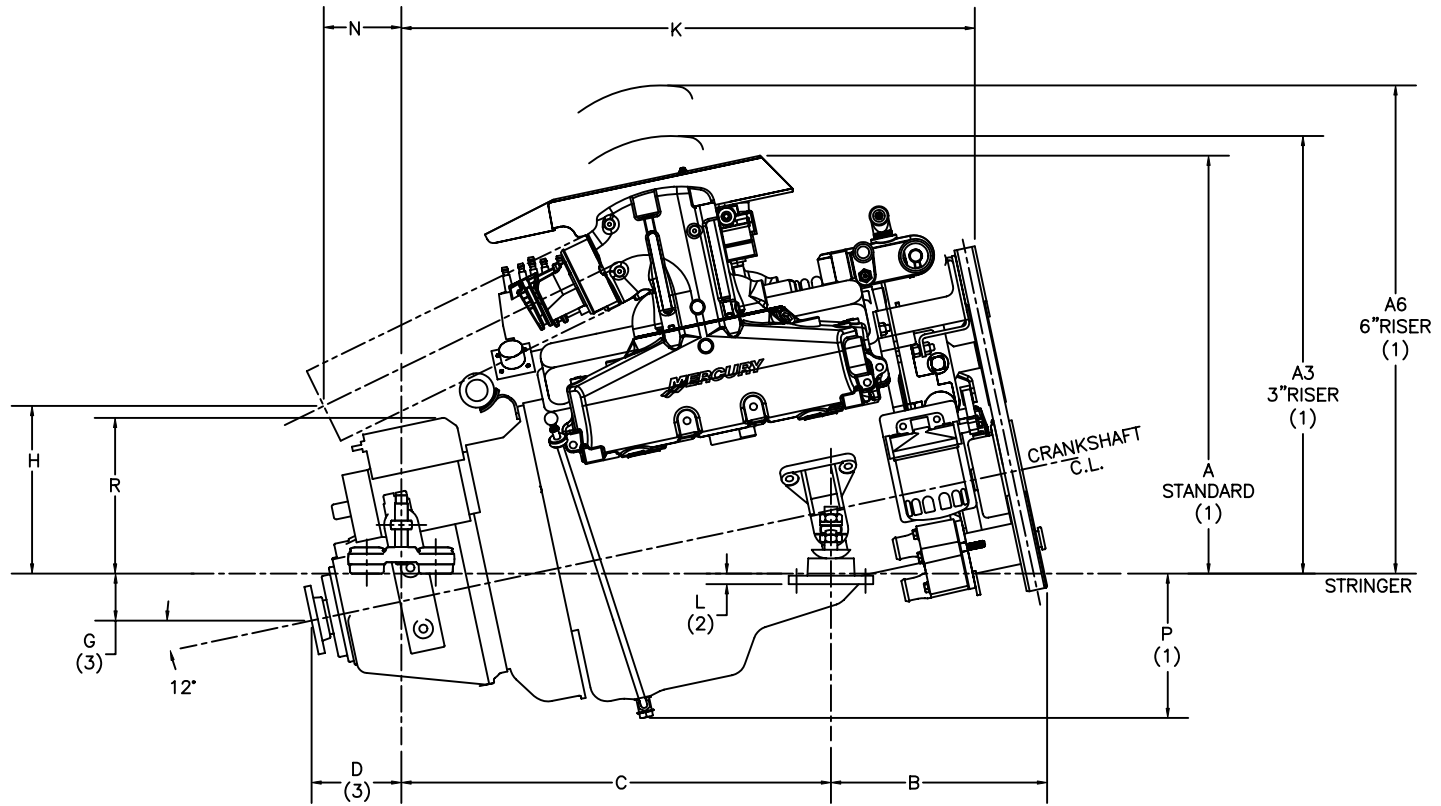
REAR MOUNTS
ADJUST 3/8"(10)
UP OR DOWN



UNIT OF MEASURE in. (mm)	SCALE APROX. 1" = 1" 25.4mm = 304mm
-----------------------------	---

864758 SHEET 1 OF 2
MIE 5.7L WITH VELVET DRIVE 71C IN-LINE TRANSMISSION

NOTES:
(1) DIMENSIONS REQUIRE A MINIMUM 1/2 in. (13mm) CLEARANCE FOR MOTOR MOUNT DEFLECTION.



DIMENSIONS	PROPSHAFT ANGLE		
	10°	12°	15°
A	597	616	643
A3	628	645	665
A6	728	719	705
B	315	318	322
C	632	633	633
D	133	132	125
G	65	69	76
H	273	247	207
K	859	845	822
L	38	16	(-)18
N	108	114	123
P	225	213	194
R	227	229	232

METRIC
MM.

DIMENSIONS	PROPSHAFT ANGLE		
	10°	12°	15°
A	23-1/2	24-1/4	25-5/16
A3	24-11/16	25-3/8	26-3/16
A6	28-5/8	28-5/16	27-3/4
B	12-7/16	12-9/16	12-11/16
C	24-7/8	24-15/16	24-15/16
D	5-1/4	5-3/16	4-15/16
G	2-9/16	2-3/4	3
H	10-3/4	9-11/16	8-3/16
K	33-13/16	33-1/4	32-3/8
L	1-1/2	5/8	(-)11/16
N	4-1/4	4-1/2	4-7/8
P	8-7/8	8-3/8	7-5/8
R	8-15/16	9	9-1/8

ENGLISH
IN.

864758 SHEET 2 OF 2
MIE 5.7L WITH VELVET DRIVE 71C IN-LINE TRANSMISSION.

NOTES:

- (1) DIMENSIONS REQUIRE A MINIMUM 1/2 in. (13mm) CLEARANCE FOR MOTOR MOUNT DEFLECTION.
- (2) BASE OF MOUNT TO BE PARALLEL TO STRINGER. MOUNTS SHOWN AT CENTER OF ADJUSTMENT.
- (3) DIMENSIONS APPLY TO POINT OF INTERSECTION OF OUTPUT SHAFT CENTERLINE AND OUTPUT FLANGE FACE.