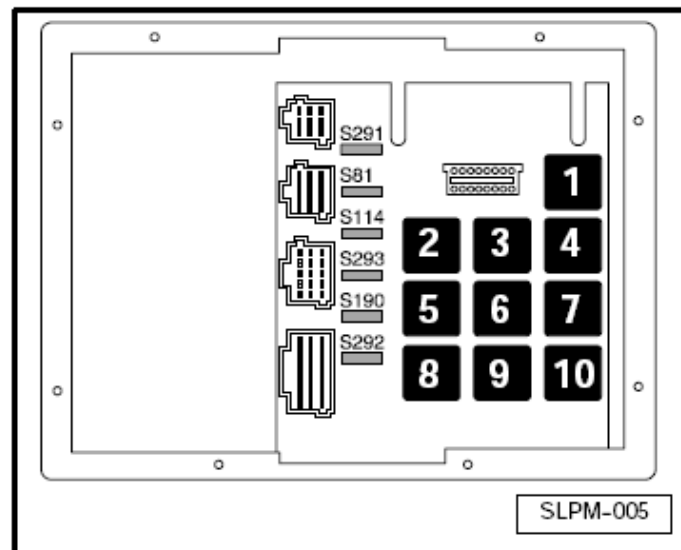
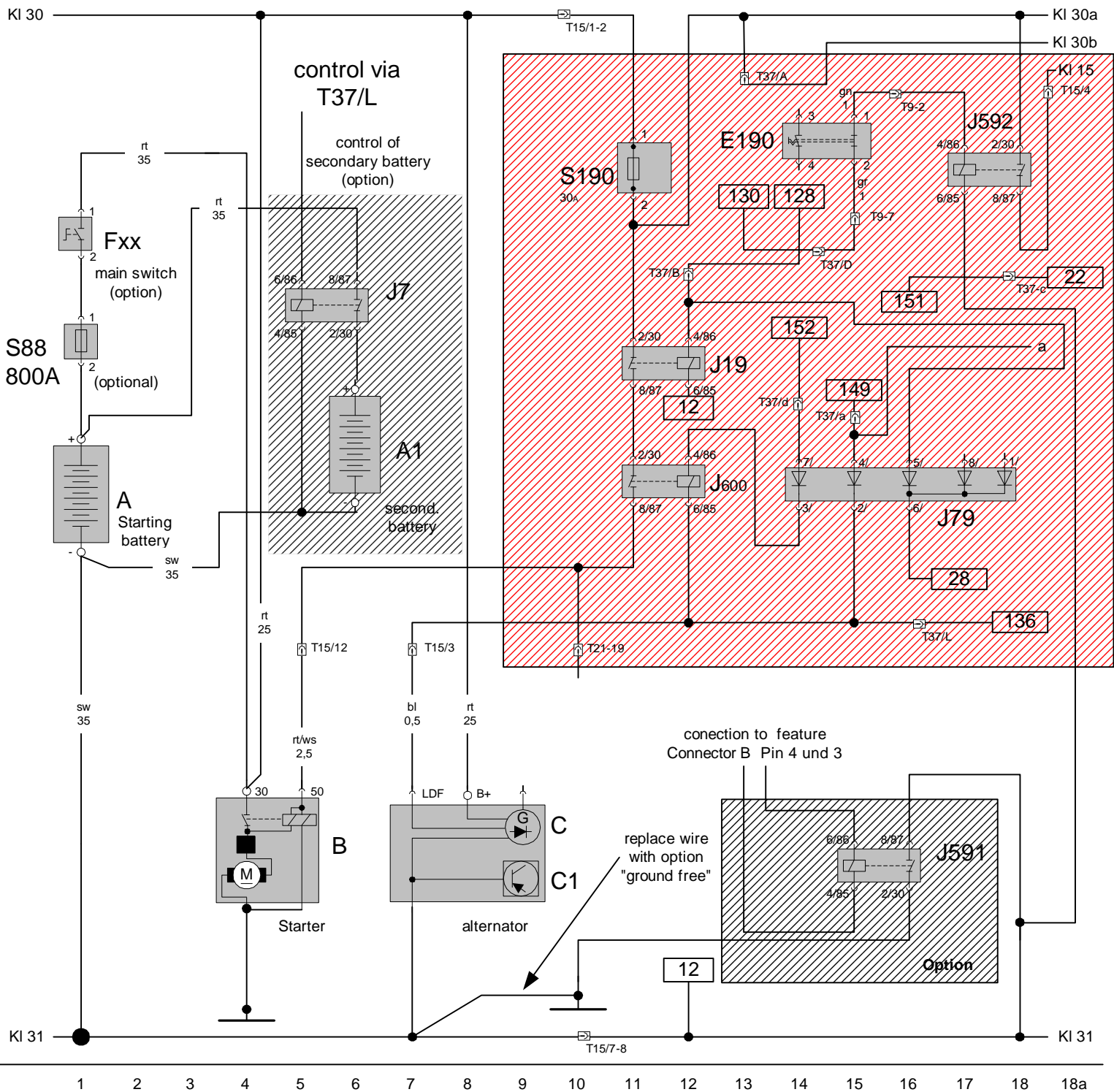


6 Cylinder
without instruments



Relay sockets on relay plate:

- 1 - Fuel pump relay - J17 (unused)
- 2 - Oil extraction pump relay - J595 (53)
- 3 - Starting aid relay - J600 (53)
- 4 - Engine stop relay - J594 (135)
- 5 - Terminal 30 voltage supply relay - J317 (219)
- 6 - Terminal 15 relay - J592 (53)
- 7 - Starter relay - J19 (53)
- 8 - Diode group - J79 (421)
- 9 - Acoustic alarm relay - J598 (417)
- 10 - Water separator relay - J597 (423)

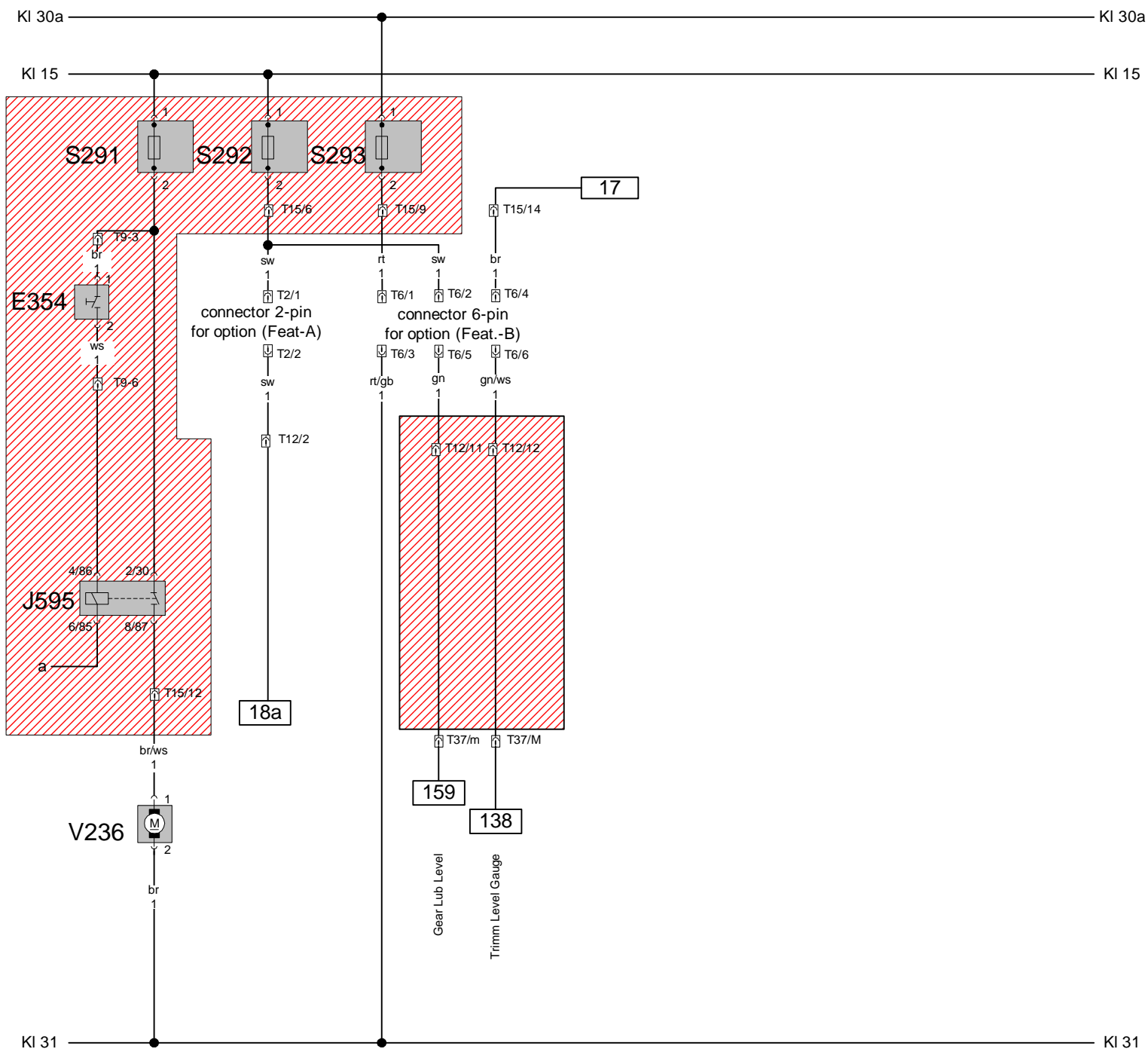


- A Battery
- B Starter
- C Alternator
- C1 Control unit within alternator
- J 7 battery sep. relay
- J19 starter relais
- J79 diode group
- J 592 terminal 15 relay
- J 600 starting aid relay
- E190 stop switch
- T9 9pin connector in central electric

- J591 Option "ground free" relay
- S190 terminal 30 fuse
- S88 fuse (option)
- A1 secondary battery (option)
- T37 37pin connector at central electric
- T15 15pin connector in central electric
- T21 21pin connector in central electric
- KI 30b terminal 30 to instruments
- KI 15 iterminal 15 at engine
- KI 30a terminal 30 at engine

engine block

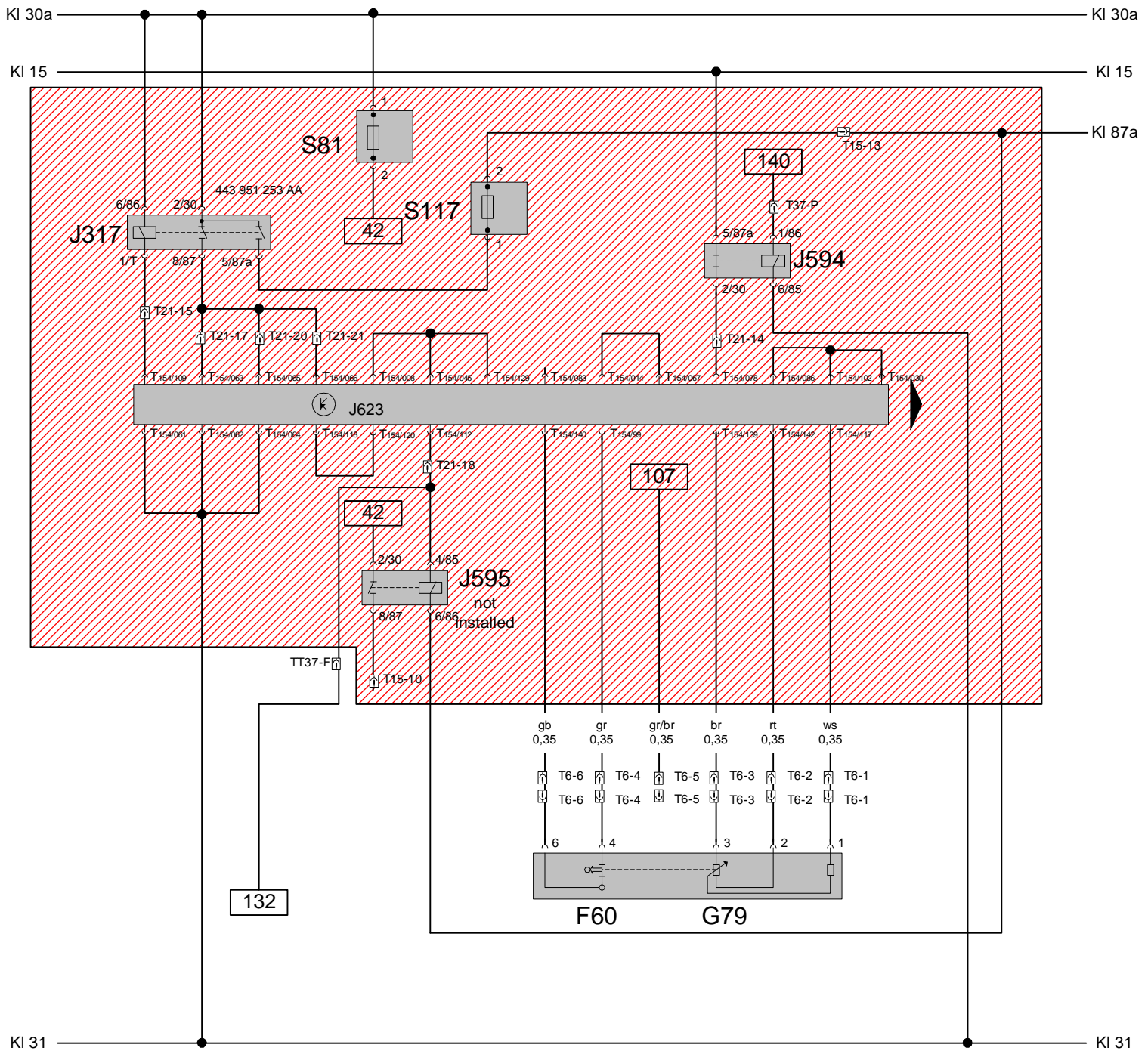
in centr. el.



19	S291	fuse oil extr. pump	20	T9	9pin connector in central electric
21	S292	fuse for options			
22	S293	fuse for options			
23	V236	oil extraction pump			
24	J595	Rrelay oil extraction pump			
25	E354	key for oil extraction pump			
26	T15	15pin connector in central electric			
27	T37	37pin connector at central electric			
28	T2	Feature Stecker A			
29	T6	Feature Stecker B			

colors:		
rt = red	sw = black	bl = blue
ws = white	gb = yellow	gr = gray
gn = green	li = violett	

in centr. el.



37 38 39 40 41 42 43 44 45 46 47 48 49 50 51 52 53 54

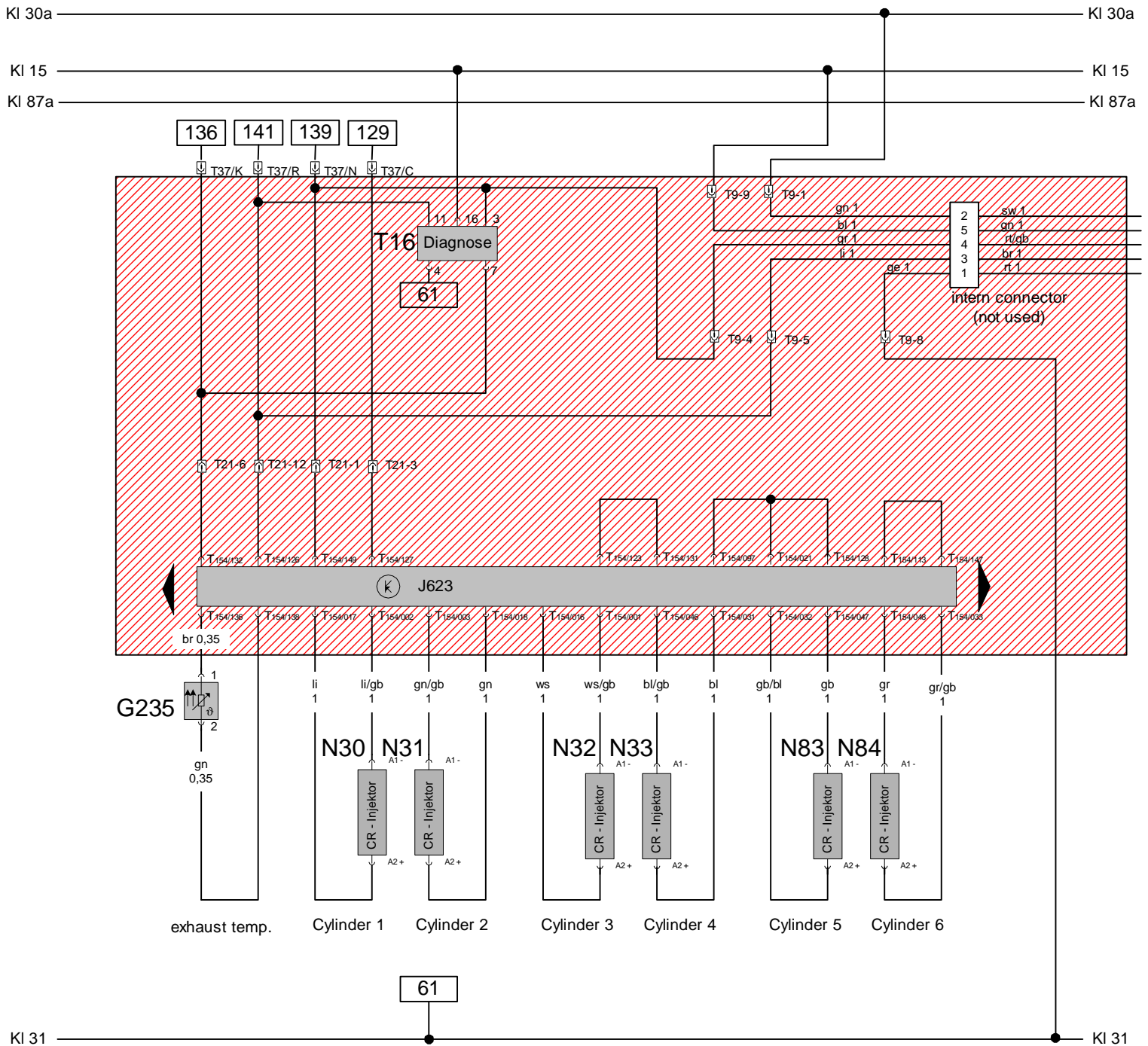
- J317 main relay
- S81 fuse fuel pump (not used)
- S117 Sicherung Kl. 87a (Sicherung Stellglieder)
- J595 relay fuel pump (not installed)
- J623 MDC
- F60 idle switch in acc. paddle
- G79 potentiometer in acc. paddle
- J594 engine stop relay
- T154 154pin two part connector (1-60 / 61-

- T37 37pin at central electric
- T21 21pin in central electric
- T15 15pin in central electric



colors:

- rt = red sw = black bl = blue
- ws = white gb = yellow gr = gray
- gn = green li = violett



55 56 57 58 59 60 61 62 63 64 65 66 67 68 69 70 71 72

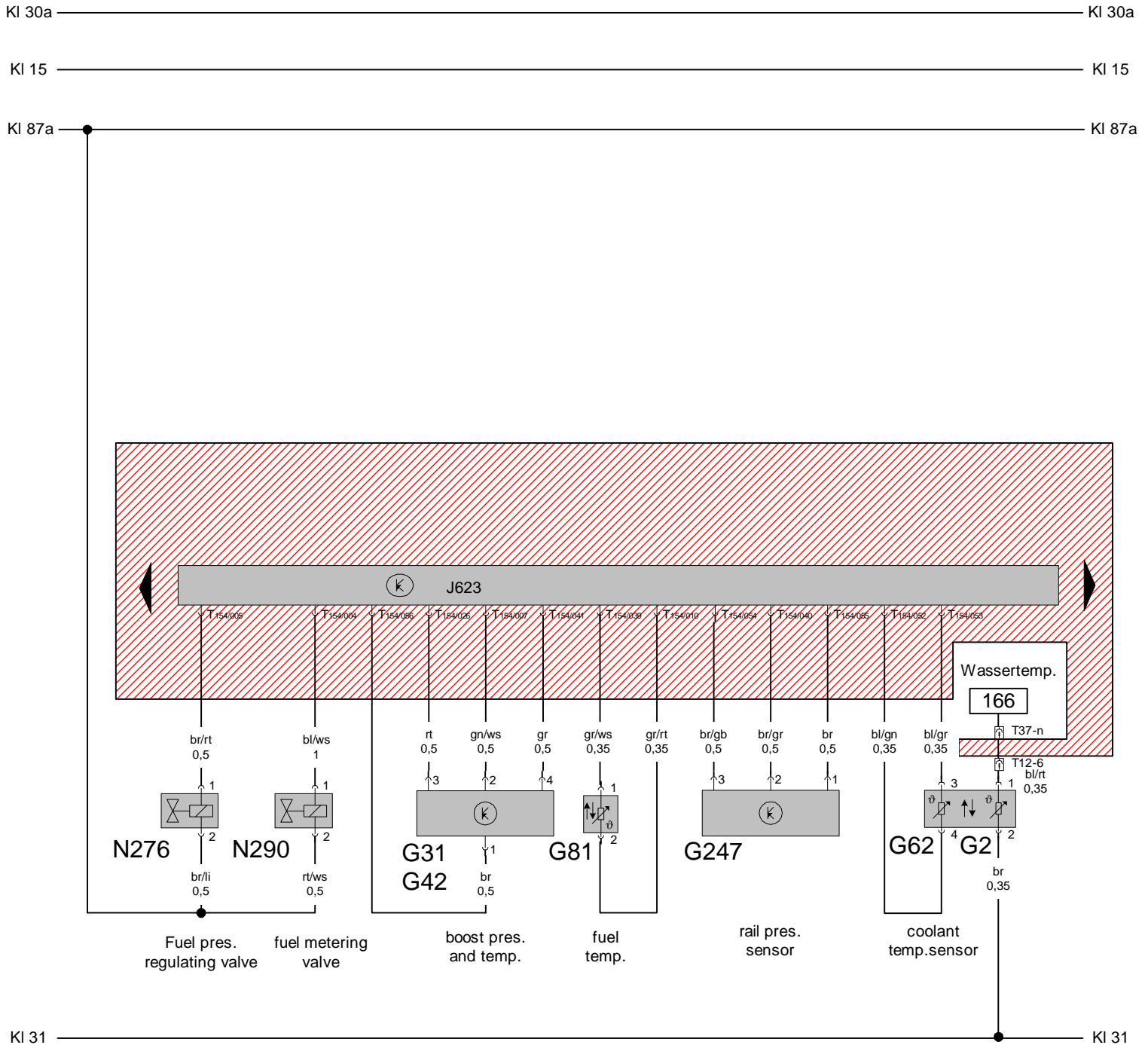
T16 Diagnose connector in central electric
 G235 sensor for exhaust temp.
 N30 injector cylinder 1
 N31 injector cylinder 2
 N32 injector cylinder 3
 N33 injector cylinder 4
 N83 injector cylinder 5
 N84 injector cylinder 6
 J623 MDC
 T21 21pin connector in central electric
 T154 154pin two part connector (1-60 / 61-154)

T9 9pin connector in central electric

in centr. el.

colors:

rt = red sw = black bl = blue
 ws = white gb = yellow gr = gray
 gn = green li = violet



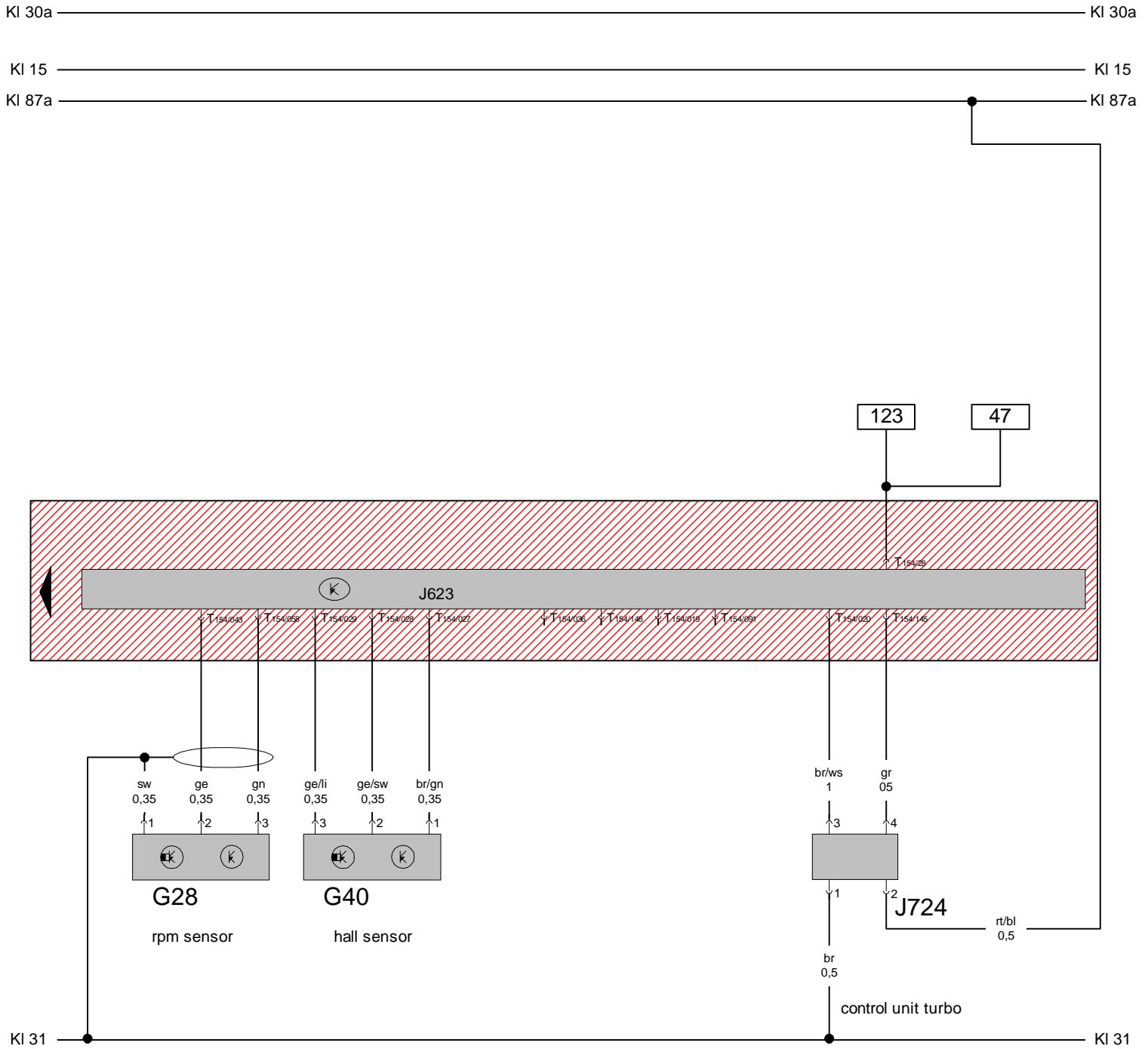
73 74 75 76 77 78 79 80 81 82 83 84 85 86 87 88 89 90

- N276 fuel pres. regulating valve
- N290 fuel metering valve
- G31/G42 boost pressure and temp. sensor
- G81 fuel ftemp. sensor
- G247 rail pres. sensor
- G62/G2 coolant temp. sensor
- J623 MDC
- T37 37pin connector at the central electric
- T9 9pin connector in the central electric
- T154 154pin two part connector (1-60 / 61-154)

in centr. el.

colors:

rt = red	sw = black	bl = blue
ws = white	gb = yellow	gr = gray
gn = green	li = violett	



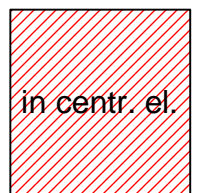
91 92 93 94 95 96 97 98 99 100 101 102 103 104 105 106 107 108

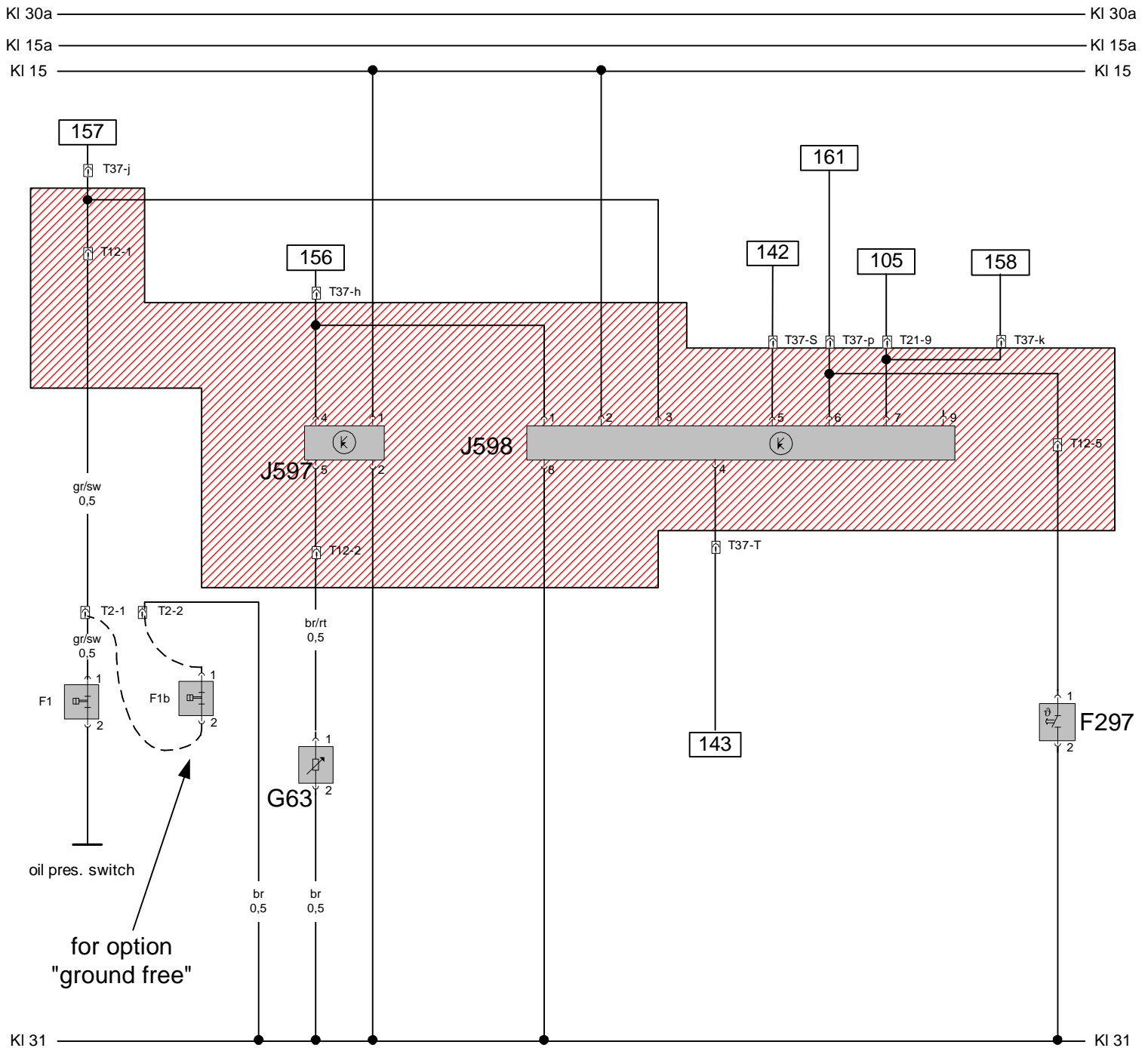
G28 rpm sensor
 G40 hall sensor
 J724 control unit for turbo charger
 J623 mdc
 T37 Stecker an ZE
 T154 154pin two part connector (1-60 / 61-154)

colors:

rt = red sw = black
 ws = white gb = yellow
 gn = green li = violett

bl = blue
 gr = gray





109 110 111 112 113 114 115 116 117 118 119 120 121 122 123 124 125 126

- | | | | |
|-------|------------------------------|-------|---|
| F 1 | oil pres. switch | KI 31 | terminal 31 (gnd) |
| J 597 | relay water separator (fuel) | | |
| G 63 | water in fuel sensor | | |
| J 598 | acoustic alert relay | F 1b | oil pres. switch (option "ground free") |

- T12 12pin connector in central electric
 T37 37pin connector at central electric
 F297 coolant temp switch



colors:

- | | | |
|------------|--------------|-----------|
| rt = red | sw = black | bl = blue |
| ws = white | gb = yellow | gr = gray |
| gn = green | li = violett | |

Kl. 30a	—	⊐	A	127
14	—	⊐	B	128
60	—	⊐	C	129
13	—	⊐	D	130
Kl. 31	—	⊐	E	131
40	—	⊐	F	132
		⊐	G	133
		⊐	H	134
		⊐	J	135
57	—	⊐	K	136
18	—	⊐	L	136
26	—	⊐	M	138
59	—	⊐	N	139
49	—	⊐	P	140
58	—	⊐	R	141
121	—	⊐	S	142
120	—	⊐	T	143
		⊐	U	144
		⊐	V	145
		⊐	W	146
		⊐	X	147
		⊐	Z	148
15	—	⊐	a	149
		⊐	b	150
16	—	⊐	c	151
14	—	⊐	d	152
		⊐	e	153
		⊐	f	154
		⊐	g	155
113	—	⊐	h	156
109	—	⊐	i	157
125	—	⊐	k	158
25	—	⊐	m	159
89	—	⊐	n	160
122	—	⊐	p	161
		⊐	r	162
		⊐	s	163