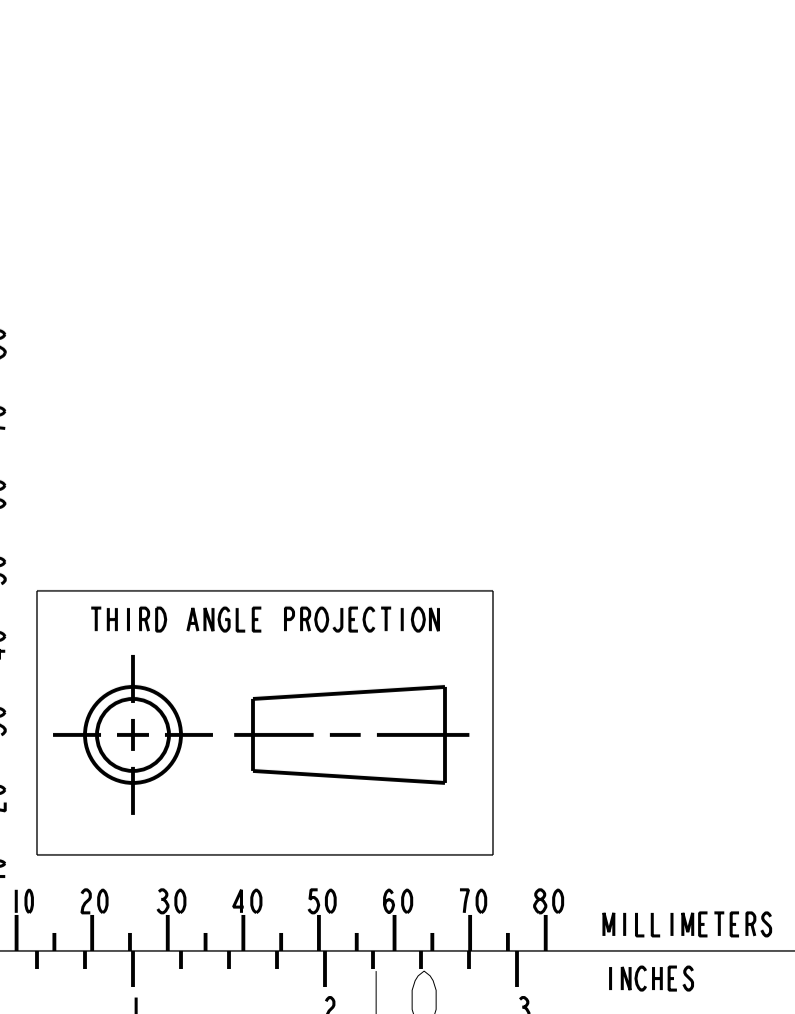
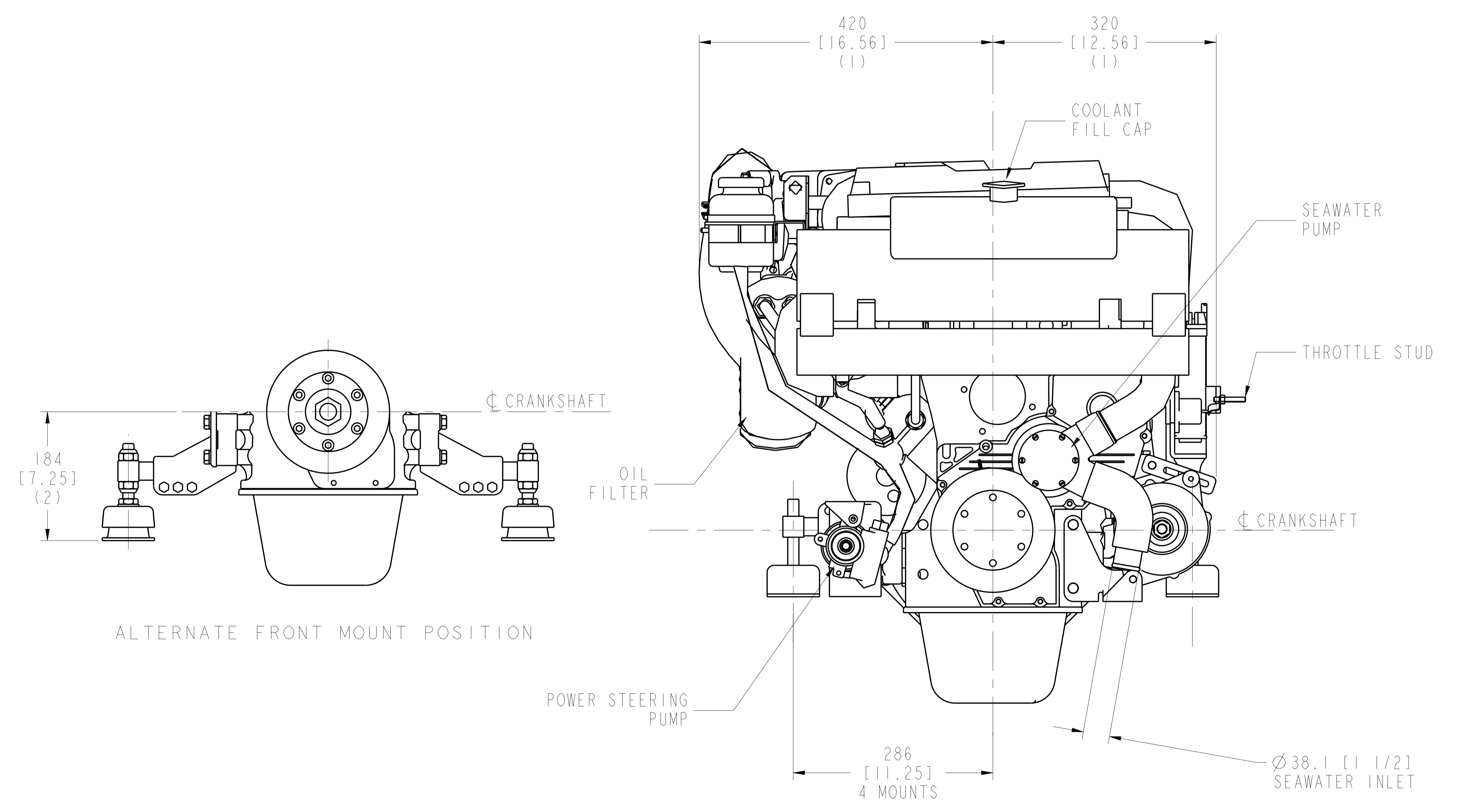
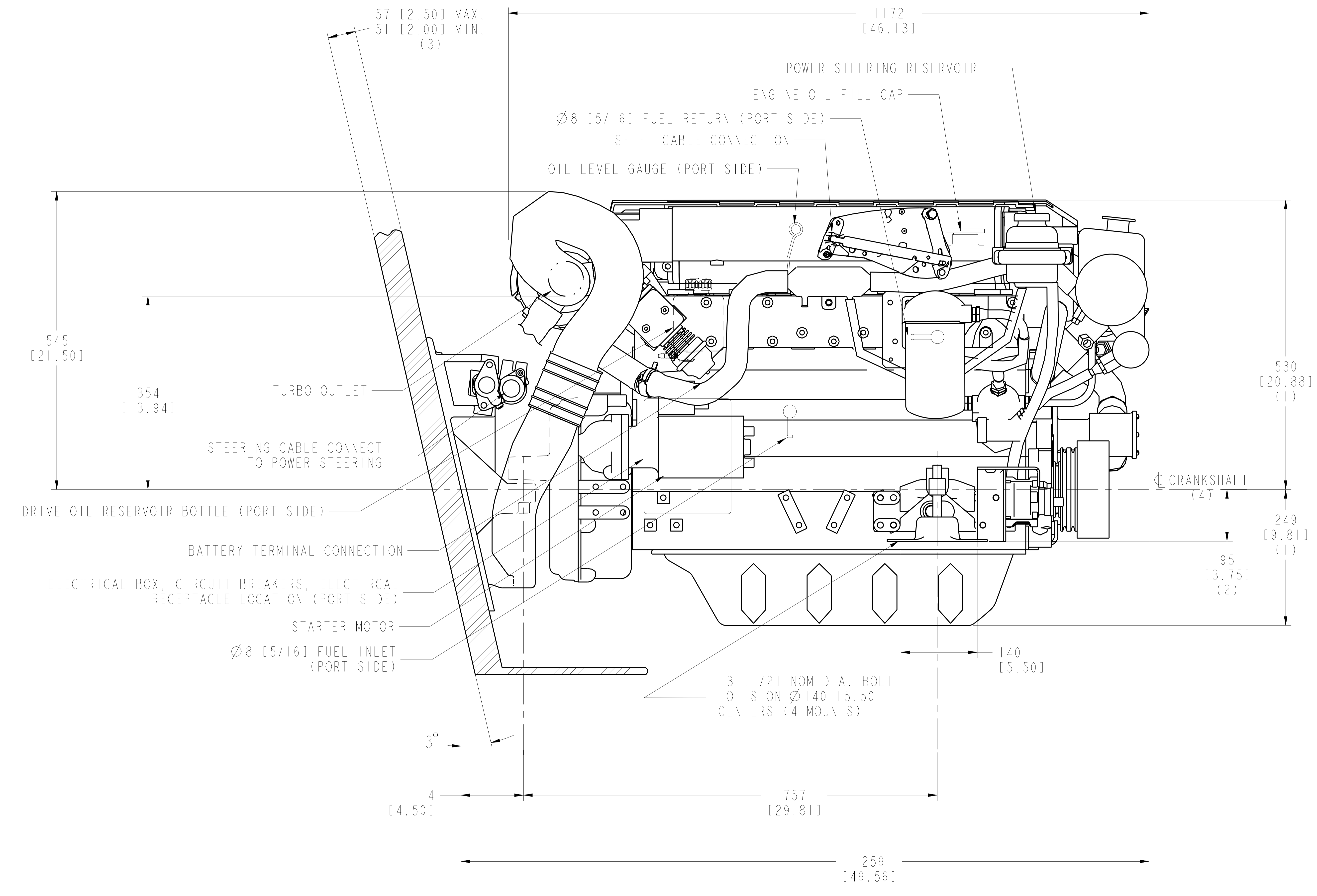


NOTES:

1. DIMENSIONS REQUIRE A MINIMUM 13mm [1/2] CLEARANCE FOR MOTOR MOUNT DEFLECTION.
2. ENGINE MOUNTS ADJUST 8mm [5/16] UP OR DOWN.
3. INNER AND OUTER SURFACES OF TRANSOM MUST BE PARALLEL WITHIN 3mm [1/8] IN AREA COVERED BY TRANSOM PLATE AND REMAIN WITHIN TRANSOM THICKNESS LIMITS.
4. REFER TO "TRANSOM CUTOUT" IN INSTALLATION MANUAL TO FIND CRANKSHAFT CENTERLINE VS. BOAT BOTTOM.
5. FOR CORRECT CABIN/WATER HEATER CONNECTION, REFER TO INSTALLATION MANUAL.
6. NUMBERS INSIDE BRACKETS ARE IN INCHES.



PRODUCT GRAPHICS FILE
NO ORIGINAL DRAWING EXISTS FOR THIS ITEM. THE ENGINEERING GRAPHICS DATA FOR THIS ITEM RESIDES IN THE PRODUCT GRAPHICS FILE AND IS CONTROLLED BY THE AGENCY DESIGNATED AS HAVING ITEM CONTROL.

DO NOT SCALE THIS DRAWING
THIS DRAWING/DATA FILE (AND THE INFORMATION SHOWN THEREON) IS CONFIDENTIAL AND PROPRIETARY AND SHALL NOT BE USED, DISCLOSED TO OTHERS, OR REPRODUCED BY ANY MEANS FOR ANY PURPOSE IN HARD COPY FORM OR IN MACHINE READABLE FILES, WITHOUT WRITTEN CONSENT OF CUMMINS INC., MARKETING CAD SERVICES DEPARTMENT.

LAST SECTION LETTER USED: --		REF. DRAWING STANDARDS: ANSI Y14.5M ISO R1101	CUMMINS INC.	
UNLESS OTHERWISE SPECIFIED DIMENSIONS ARE IN: MM		ITEM NAME MerCruiser 4.2 ES 250		
DWN: D. SOMIN 09-18-03		IDENTIFIER INSTALLATION DIAGRAM		
CND: UNCHECKED		SIZE CODE IDENT. NO. ITEM NUMBER J 90-864804		
APPD: --		SCALE: N/A ITEM CONTROL: MCS SHEET 1 OF 1		